

# Mastering Sight Words

A Free Parent Resource Pack  
By Ashley Reed  
@Just Reed!




# Learning Sight Words

Sight word mastery is crucial for your child's success as a reader. Many sight words cannot be sounded out (decoded).

Therefore, they must be memorized. Sight words also represent some of the most common words in written language.

Students will encounter them over and over on a daily basis, so mastery of them will aid students in fluent reading. How can you help your child master sight words? Here are some fun ways:



## Flashlight Words:

Tape word cards on the ceiling or wall. Turn out the lights, and have your child shine a flashlight on the word and read it.



## Hopscotch:

Make a hopscotch board with sidewalk chalk and write sight words in the boxes. Have your child hop and read the words.

### Password:



Make a Sight Word Password for each room in your house. Tape the sign on the door. Your child must read the word to enter the room.

### Word Race:



Use a sand timer or stopwatch. Have your child read the sight word list and time himself. Do it again and try to beat the previous time.



### Clap, Spell, Chant:

Clap the word, spell it letter by letter as you clap, then chant the word again!



### Sweet and Salty Words:

Pour Salt or Sugar in a plastic shoe tub. Have students use a finger to write sight words in the salt or sugar then read the word.





## Magnetic Words:

Use magnetic letters to spell sight words. Leave out a letter and have your child guess the missing letter.



## Scoop the Sight Words:

Write sight words on index cards and bury in sand, corn kernels, etc. Have your child use a scoop to get a sight word and read it.



## Sight Word Bingo:

Randomly write sight words on a bingo board. Call out a word and have your child find it and place a bingo chip, color square, etc. on it.








## Sight Word Fishing:

Print colored card stock fish. Write a sight word on each fish, and attach a magnet to it. Use a fishing line on a dowel rod to "fish" for and read words.

# Sight Word Bingo

**B I N G O**



PASSWORD







PASSWORD



PASSWORD

PASSWORD





Use these for sight word flash cards.

# Pre-Primer Sight Words

a	I	run
and	in	said
away	is	see
big	it	the
blue	jump	three
can	little	to
come	look	two
down	make	up
find	me	we
for	my	where
funny	not	yellow
go	one	you
help	play	
here	red	

# Primer Sight Words

all	into	that
am	like	there
are	must	they
at	new	this
ate	no	too
be	now	under
black	on	want
brown	our	was
but	out	well
came	please	went
did	pretty	what
do	ran	white
eat	ride	who
four	saw	will
get	say	with
good	she	yes
have	so	
he	soon	

# First Grade Sight Words

after  
again  
an  
any  
ask  
as  
by  
could  
every  
fly  
from  
give  
going  
had

has  
her  
him  
his  
how  
just  
know  
let  
live  
may  
of  
old  
once  
open

over  
put  
round  
some  
stop  
take  
thank  
them  
then  
think  
walk  
were  
when

# Second Grade Sight Words

always  
around  
because  
been  
before  
best  
both  
buy  
call  
cold  
does  
don't  
fast  
first  
five  
found

gave  
goes  
green  
its  
made  
many  
off  
or  
pull  
read  
right  
sing  
sit  
sleep  
tell  
their

these  
those  
upon  
us  
use  
very  
wash  
which  
why  
wish  
work  
would  
write  
your




# Third Grade Sight Words

about  
better  
bring  
carry  
clean  
cut  
done  
draw  
drink  
eight  
fall  
far  
full  
got  
grow

hold  
hot  
hurt  
if  
keep  
kind  
laugh  
light  
long  
much  
myself  
never  
only  
own  
pick

seven  
shall  
show  
six  
small  
start  
ten  
today  
together  
try  
warm

I create my products using clipart and fonts from the following:



Lovin Lit!

